






“The Thai economy in May 2023 received support factors from the expanding tourism, both from international tourists and Thai visitors, private consumption, and a declining inflation rate. Meanwhile, the value of exports in U.S. dollars continued to contract, but at a slower rate compared to the previous month. ”

		April 23	May 23	YTD	
Private consumption		Sales of passenger cars (%YoY)	-7.0	-6.5	-3.0
		New car registrations (%YoY)	-1.4	29.4	6.4
		Real Farm Income (%YoY)	2.4	13.5	11.6
		Consumer Confidence Index (Index)	55.0	55.7	53.8
Private investment		Sales of commercial cars (%YoY)	-8.4	-12.4	-10.3
		Import volume of capital goods (%YoY)	-10.7	17.0	-2.3
		Domestic cement sales (%YoY)	0.2	8.1	-0.5
		Total taxes collected from real estate transaction (%YoY)	-30.0	4.1	4.8
Supply-side		Thai Industrial Sentiment Index (Index)	95.0	92.5	95.1
		Agricultural Production Index (%YoY)	11.7	-6.6	6.4
		Number of foreign tourists (million persons)	2.18	2.01	10.67
International trade		Export values \$ term (%YoY)	-7.6	-4.6	-5.1
		Import values \$ term (%YoY)	-7.3	-3.4	-2.5
		Trade balance (Billion USD)	-1.5	-1.8	-6.4
Stabilities		Headline inflation (%YoY)	2.67	0.53	2.95
		Core inflation (%YoY)	1.66	1.55	1.98
		International reserves (Billion USD)	223.4	220.8	220.8



Download here