






“The Thai economy in September 2021 showed signs of improvement from the previous month. Private consumption has improved as a result of slowing down in coronavirus outbreak. In addition, Thai exports maintained growth momentum for seven consecutive months..”

		Aug 21	Sep 21	
Private consumption		Sales of passenger cars (%YoY)	-35.0	-13.5
		The number of new motorcycles registrations (%YoY)	-29.2	-16.9
		Real Farm Income (%YoY)	4.2	-5.3
		Consumer Confidence Index (Index)	39.6	41.4
Private investment		Sales of commercial cars (%YoY)	-40.5	-20.2
		Import volume of capital goods (%YoY)	21.6	13.5
		Domestic cement sales (%YoY)	-6.8	-9.5
		Total taxes collected from real estate transaction (%YoY)	-8.3	-6.0
Supply-side		Thai Industrial Sentiment Index (Level)	76.8	79.0
		Agricultural Production Index (%YoY)	12.0	4.9
		Number of foreign tourists (Thousand persons)	15.1	12.2
International trade		Export values \$ term (%YoY)	8.9	17.1
		Import values \$ term (%YoY)	47.9	30.3
		Trade balance (Billion USD)	-1.2	0.6
Stabilities		Headline inflation (%YoY)	-0.02	1.68
		Core inflation (%YoY)	0.07	0.19
		International reserves (Billion USD)	252.0	244.7



Download document here